

## NEW FRESHMEN AND TRANSFERS

ADMISSION	Freshmen	Transfers
Applied	145,910	23,974
Admitted	12,737	6,189
Enrolled	6,587	3,696
Admit rate	9%	26%
Yield (% admits enrolled)	52%	60%

Other statistics on this page refer to new students enrolled in Fall 2023. Details may not add to totals due to rounding.

### TEST SCORES

SAT or ACT scores are no longer considered for admission or scholarship purposes.

INCOMING GPA	Freshmen	Transfers
Average	4.49	3.81

Freshmen GPA is calculated taking into account a 5-point scale for AP courses. Transfer GPA is based on a 4-point scale.

GENDER	Freshmen	Transfers
Male	36%	42%
Female	64%	57%
Other/unknown	<1%	1%

ETHNICITY	Freshmen	Transfers
Total Domestic	93%	93%
African American	4%	2%
Am Indian/AK Native	<1%	<1%
Asian	30%	27%
Hispanic	25%	27%
Pacific Islander	<1%	<1%
White	22%	27%
Two or more races	8%	7%
Other Domestic	3%	3%
Total International	7%	7%

FIRST LANGUAGE	Freshmen	Transfers
English only	44%	37%
English and another	38%	38%
Another language only	18%	25%

AGE	Freshmen	Transfers
Average age	18	22

GEOGRAPHIC ORIGIN	Freshmen	Transfers
Southern California	50%	67%
Los Angeles County	29%	44%
Orange County	8%	12%
Riverside County	3%	3%
San Bernardino County	3%	3%
San Diego County	6%	5%
Rest of California	29%	26%
Rest of U.S.	13%	1%
International	8%	7%

SCHOOL OF ORIGIN	Percent
<b>Freshmen</b>	
California	79%
Los Angeles County Public	24%
Other California Public	43%
Los Angeles County Private	4%
Other California Private	7%
Outside California (Public/Private)	21%

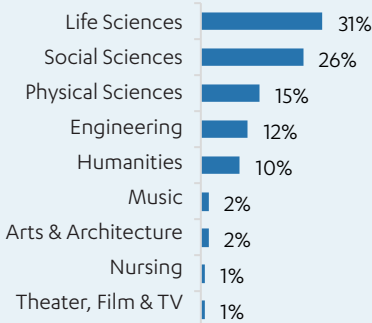
<b>Transfers</b>	
California	98%
California Community College	92%
University of California	5%
California State University	1%
California Private	<1%
Outside California (Public/Private)	2%

GEOGRAPHIC DIVERSITY	Count
States represented	46
Countries represented, all students	60

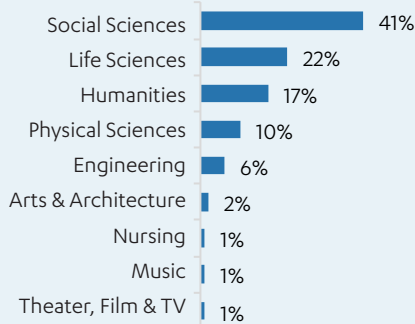
LIVING ARRANGEMENTS	Percent
New freshmen living in UCLA housing	97%
New transfers living in UCLA housing	60%

### FIELDS OF STUDY: NEW UNDERGRADS

#### NEW FRESHMEN



#### NEW TRANSFERS



## FIRST-YEAR EXPERIENCE

The first year at UCLA is the first year of a great adventure. Students find friends, their academic passion, even their lifelong mission in this diverse community of highly motivated scholars. With 136 undergraduate majors and more than 4,000 courses, UCLA offers an unparalleled range and variety of study options.

Most freshmen begin their academic program during the summer in New Student Orientation, where 99% of new freshmen meet with academic advisers and sign up for their first classes. Beginning in Fall Quarter, programs like the True Bruin Welcome, *Fiat Lux* seminars, Cluster courses, and the Common Experience program provide shared experiences that set many freshmen on the path to their future. New transfers come to UCLA having already selected a discipline of study and prepared for advanced instruction that further hones their expertise and focuses their direction.

Whether coming to campus as freshmen or transfers, UCLA students can expect to strengthen both academic and interpersonal skills, build supportive relationships, and complete their undergraduate experience with a profound sense of belonging and accomplishment.

“I WAS CHALLENGED IN MANY COURSES AND DID NOT ALWAYS EARN THE BEST GRADE IN THE CLASS, BUT I CAN STRONGLY AND CONFIDENTLY SAY THAT I CAME OUT OF THESE TOUGHER COURSES MUCH MORE KNOWLEDGEABLE.”

# ALL UCLA UNDERGRADUATES



## ENROLLMENT

COLLEGE OF LETTERS AND SCIENCE	Undergrad	Grad
Humanities	2,037	426
Life Sciences	10,850	652
Physical Sciences	4,076	1,091
Social Sciences	8,767	999
Institute of the Environment	466	36
International Institute	416	46
General	513	
<b>TOTAL COLLEGE</b>	<b>27,126</b>	<b>3,250</b>

PROFESSIONAL SCHOOLS	Undergrad	Grad
Arts and Architecture	561	246
Education and Info Studies	103	722
Engineering and Applied Sci	3,989	2,528
Law		1,365
Management		2,110
Music	466	133
Public Affairs	195	549
Theater, Film, and Television	339	256
<b>TOTAL PROF SCHOOLS</b>	<b>5,653</b>	<b>7,908</b>

GENERAL CAMPUS (College and Prof Schools)	Undergrad	Grad
	<b>32,778</b>	<b>11,158</b>

HEALTH SCIENCES	Undergrad	Grad
Dentistry		423
Medicine		902
Nursing	221	338
Public Health	41	817
Interns and Residents		1,372
<b>TOTAL HEALTH SCIENCES</b>	<b>262</b>	<b>3,852</b>

UCLA TOTAL	Undergrad	Grad
	<b>33,040</b>	<b>15,010</b>

## TRANSFERS

Transfer students enter UCLA as juniors (third-year students), having taken enough courses at another institution to finish a bachelor's degree in two more years.

In Fall 2023, transfers accounted for 36% of new undergraduates, with 92% coming to UCLA from 106 different California Community Colleges, making a total of 98% from California's system of

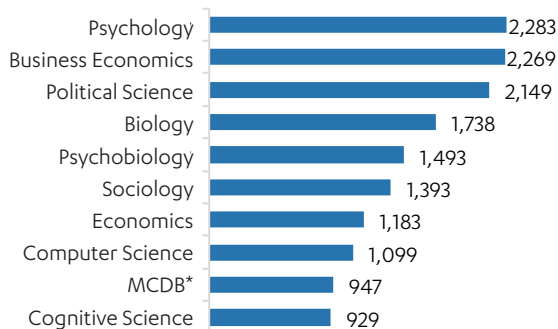
public higher education—including 11 California State Universities and all 8 of the other UC campuses offering undergraduate programs.

In the degree year 2022-23, 38% of bachelor's degree recipients had started UCLA as transfer students. Graduation rates for transfers are comparable to those for freshman entrants.

## MAJORS

The College of Letters and Science is home to most of UCLA's undergraduate majors, with additional undergraduate degree options offered by eight distinguished professional schools: the Herb Alpert School of Music, the Luskin School of Public Affairs, the Samueli School of Engineering, School of Education & Information Studies, School of Nursing, School of the Arts and Architecture, School of Theater, Film, and Television, and the Fielding School of Public Health.

### IN FALL 2023, UCLA OFFERED 136 UNDERGRADUATE MAJORS. THESE WERE THE TOP 10.



\*MCDB stands for Molecular, Cell and Developmental Biology

## DIVERSITY

ETHNICITY/VISA STATUS	Undergrad	Grad
<i>Total Domestic</i>	92%	72%
African American	3%	4%
Am Indian/AK Native	<1%	<1%
Asian	30%	19%
Hispanic	23%	15%
Pacific Islander	<1%	<1%
White	25%	27%
Two or more races	8%	4%
Other domestic/unknown	3%	2%
<i>Total International</i>	8%	28%

GENDER	Undergrad	Grad
Male	38%	50%
Female	61%	49%
Other/Unknown	1%	1%

Above figures include State Supported and Self Supporting programs. Detail may not add to totals due to rounding. Fall 2023.





## MINORS

UCLA offers more than 90 undergraduate minors—programs that provide in-depth study in a subject outside the major without the level of coursework required to complete a second major. One in four undergraduates completes a minor program in addition to the degree major.

### TOP 10 MINORS



\*ESS stands for Environmental Systems and Society

Minors are offered by the College and by seven schools with undergraduate majors—the School of the Arts and Architecture, the Herb Alpert School of Music, the School of Theater, Film, and Television, the Samueli School of Engineering, the Luskin School of Public Affairs, the School of Education and Information Studies, and the Fielding School of Public Health. The Anderson School of Management offer minors to undergrads who want to explore this advanced field. Minors such as “Food Studies” and “Disability Studies” are interdisciplinary programs designed by collaborating faculty from different fields of study.

## UNDERGRADUATE RESEARCH OPPORTUNITIES

Many undergraduates think of research as something reserved for graduate students, but more than half of UCLA bachelor’s degree recipients graduate with research experience. At UCLA, research experiences are available to undergraduates through specialized courses, seminars, tutorials, and departmental honors programs. Two undergraduate research centers—one focused on science, math, and engineering and the other on the arts, humanities and social sciences—give students access to research projects, scholarships, and other opportunities. Working with a professor on a research project is not just for graduate students; from their first day at UCLA, new freshmen and transfers can participate in research or creative projects under the direction of a faculty mentor through the Student Research Program.

## UNDERGRADUATE EDUCATION AND INITIATIVES

- 2,868 instructional faculty teaching 4,022 courses in more than 136 undergraduate majors
- Entrepreneurship minor and programs designed to give students opportunities to learn the basics of startup thinking and to provide a community where students can develop and launch their ideas
- More than 100 small group seminars with faculty from across the campus through the Fiat Lux program
- UCLA Cluster Program: year-long learning communities focused on interdisciplinary themes of enduring importance
- University Studies: courses specifically designed to help students transition into and succeed at UCLA
- Honors Programs: individually tailored, interdisciplinary-focused undergraduate experiences
- Capstone majors available in all undergraduate divisions, including research, creative performance, product design, community service, and leadership projects

## EXPENSES

2023-24	
<b>IN-STATE BUDGET</b>	<b>\$38,517</b>
Tuition and fees	14,478
Health insurance	2,958
Room and board	17,148
Books and other supplies	1,574
Transportation	704
Personal expenses	1,655
<b>OUT-OF-STATE BUDGET</b>	<b>\$71,091</b>
Tuition and fees	47,052
Health insurance	2,958
Room and board	17,148
Books and other supplies	1,574
Transportation	704
Personal expenses	1,655

Academic year budget for students living on campus.

## FINANCIAL AID

In the 2022-23 academic year, 64% of undergraduates received need-based scholarship or grant aid, with an average award of \$22,061. Of UCLA’s 2022-23 graduating class, 71% had no student loan debt, and the 29% who did borrow had an average debt of \$16,414—well below the national average.

Thanks to UCLA’s Blue + Gold Opportunity Plan, California residents whose family income is less than \$80,000 are guaranteed grants (institutional, federal, and state) that fully cover UC tuition and fees. Nearly 28% of undergraduates receive a Federal Pell Grant.

## ACTIVITIES OUTSIDE THE CLASSROOM

### Student Groups:

- From the Engineering Society to Grupo Folklorico to UCLA Wushu, nearly 1,400 student groups offer every undergraduate a place to find kindred spirits
- 73% of undergraduates participate in student clubs or organizations; 31% are active more than 5 hours a week

### Community Engagement:

- The Center for Community Engagement facilitates academic courses with 32 departments, integrating community-engaged learning and research
- 56% of undergraduates perform community service or volunteer activities; 16% spend more than 5 hours a week on service activities

### Jobs and Career Preparation:

- The Career Center supports Bruins in finding and applying for internships, campus work, research positions, and other experiential learning opportunities
- Before graduation, nearly half of UCLA students have at least one internship

### Recreation:

- UCLA Recreation affords access to world-class facilities and organized activities, both on and off campus. The Club Sports program consists of more than 50 clubs and over 2,800 participants
- 84% engaged in some form of physical exercise or recreational sport; 36% exercised more than 5 hours each week

“ THE PROFESSORS WHO HAD SUCH A CLEAR PASSION FOR THE SUBJECTS THEY WERE TEACHING, AND A DESIRE TO SHARE THAT KNOWLEDGE WITH THEIR STUDENTS IN A COLLABORATIVE WAY—A WAY THAT INVITED STUDENTS TO NOT ONLY SIT AND LISTEN, BUT TO PARTICIPATE IN THEIR OWN LEARNING—THOSE PROFESSORS HAVE ABSOLUTELY CHANGED MY LIFE. ”

## GRADUATION RATES

With graduation rates for undergraduates at UCLA now exceeding 90% for both freshmen (six-year rate, includes time off) and transfers (four-year rate, includes time off), average time to degree continues to improve. Below are the most recent freshman and transfer graduation rates:

### FRESHMEN

86% graduate in 4 years or less  
91% within 5 years  
93% within 6 years  
93% eventually graduate from UCLA

### TRANSFERS

76% graduate in 2 years or less  
90% within 3 years  
93% within 4 years  
94% eventually graduate from UCLA

Graduation rates and time-to-degree data are based on bachelor's degrees awarded through Summer 2023.

## FIRST GENERATION

More than one-third of undergraduates earning a degree in 2022-23 were first-generation college graduates, with neither parent having a 4-year degree. These students were well represented by both freshmen and transfers, with 56% of first-generation graduates starting as freshmen, and 44% starting as transfers. The most recent graduation rates for first-generation degree recipients are 89% (six-year) for freshman entrants and 93% (four-year) for transfers.

## DEGREES AWARDED

ALL DEGREES	15,092
Bachelor's degrees	9,667
Master's degrees	4,020
Doctoral degrees	789
Professional Practice degrees	616

### UNDERGRADUATE DEGREES

Social Sciences	3,186
Life Sciences	2,901
Physical Sciences	1,189
Engineering	1,065
Humanities	707
Arts & Architecture	183
Public Affairs	111
Music	96
Theater, Film & TV	93
Education	88
Nursing	48

Degrees awarded from Fall 2022 through Summer 2023.  
Data current at time of print.

## TIME TO DEGREE

UCLA students who focus on four-year degree completion are meeting their goal. Of freshman entrants graduating in 2022-23, 94% registered for 12 or fewer quarters. For students finishing in the three most popular departments, the percent finishing in 12 or fewer registered quarters was 98%.

The average time to degree was 11.6 registered quarters (excludes time off) for freshman entrants who graduated in 2021-22; students who entered as transfers and graduated in 2021-22 registered for an average of 6.2 academic quarters. Of these transfers, 82% registered for 6 or fewer quarters.

## SUMMER

Summer programs continue to be popular at UCLA. Nearly 79% of undergraduates complete at least one Summer Sessions course as part of their studies. More than 13,381 UCLA undergraduates attended Summer Sessions in 2023. Students may participate in summer programs at any point during their undergraduate careers, which can assist in managing their degree progress.

From the College Summer Institute, which enrolls participating freshmen in classes for credit prior to their first Fall Quarter, to Summer Travel Study, where students earn credit for academic courses taken abroad, summer programs provide flexibility and variety. More than 930 of UCLA's academic courses—including online classes and courses from every College division and every professional school with an undergraduate program—are offered during the summer.

### STATISTICS PROVIDED BY:

Office of Academic Planning & Budget  
[www.apb.ucla.edu](http://www.apb.ucla.edu)

UCLA Undergraduate Admission  
[www.admission.ucla.edu](http://www.admission.ucla.edu)

UCLA Financial Aid and Scholarships  
[www.financialaid.ucla.edu](http://www.financialaid.ucla.edu)

Undergraduate Education Initiatives  
[www.uei.ucla.edu](http://www.uei.ucla.edu)

UCUES  
[studentsurvey.universityofcalifornia.edu](http://studentsurvey.universityofcalifornia.edu)

Senior Survey  
[www.college.ucla.edu/seniorsurvey](http://www.college.ucla.edu/seniorsurvey)

UCLA College  
[www.college.ucla.edu](http://www.college.ucla.edu)

### IMAGE CREDITS:

Matt Harbicht

David Esquivel

Stephanie Diani

UCLA

