

## NEW FRESHMEN AND TRANSFERS

### ADMISSION

	Freshmen	Transfers
Applied	149,815	24,930
Admitted	12,844	5,961
Enrolled	6,462	3,645
Admit rate	9%	24%
Yield (% admits enrolled)	50%	61%

Other statistics on this page refer to new students enrolled in Fall 2022. Details may not add to totals due to rounding.

### TEST SCORES

SAT or ACT scores are no longer considered for admission or scholarship purposes.

### INCOMING GPA

	Freshmen	Transfers
Average	4.50	3.82

Freshmen GPA is calculated taking into account a 5-point scale for AP courses. Transfer GPA is based on a 4-point scale.

### GENDER

	Freshmen	Transfers
Male	37%	40%
Female	62%	58%
Other/unknown	1%	2%

### ETHNICITY

	Freshmen	Transfers
Total Domestic	93%	92%
African American	4%	3%
Am Indian/AK Native	<1%	<1%
Asian	30%	26%
Hispanic	22%	26%
Pacific Islander	<1%	<1%
White	25%	28%
Two or more races	8%	6%
Other Domestic	3%	3%
Total International	7%	8%

### FIRST LANGUAGE

	Freshmen	Transfers
English only	47%	38%
English and another	36%	37%
Another language only	17%	25%

### AGE

	Freshmen	Transfers
Average age	18	22

### GEOGRAPHIC ORIGIN

	Freshmen	Transfers
Southern California	47%	67%
Los Angeles County	26%	46%
Orange County	8%	11%
Riverside County	4%	3%
San Bernardino County	3%	2%
San Diego County	6%	5%
Rest of California	29%	25%
Rest of U.S.	15%	1%
International	8%	8%

### SCHOOL OF ORIGIN

	Percent
<b>Freshmen</b>	
California	77%
Los Angeles County Public	23%
Other California Public	44%
Los Angeles County Private	3%
Other California Private	6%
Outside California (Public/Private)	23%
<b>Transfers</b>	
California	98%
California Community College	92%
University of California	5%
California State University	1%
California Private	<1%
Outside California (Public/Private)	2%

### GEOGRAPHIC DIVERSITY

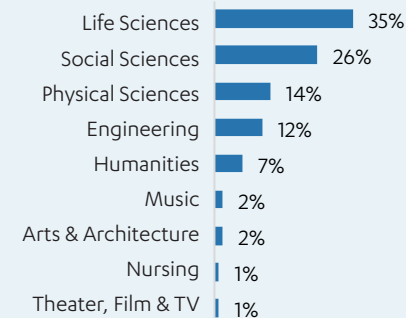
	Count
States represented	50
Countries represented, all students	68

### LIVING ARRANGEMENTS

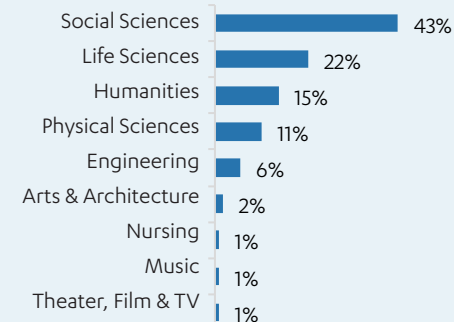
	Percent
New freshmen living in UCLA housing	97%
New transfers living in UCLA housing	56%

### FIELDS OF STUDY: NEW UNDERGRADS

#### NEW FRESHMEN



#### NEW TRANSFERS



## FIRST-YEAR EXPERIENCE

The first year at UCLA is the first year of a great adventure. Students find friends, their academic passion, even their lifelong mission in this diverse community of highly motivated scholars. With 134 undergraduate majors and more than 4,000 courses, UCLA offers an unparalleled range and variety of study options.

Most freshmen begin their academic program during the summer in New Student Orientation, where 99% of new freshmen meet with academic advisers and sign up for their first classes. Beginning in Fall Quarter, programs like the True Bruin Welcome, *Fiat Lux* seminars, Cluster courses, and the Common Experience program provide shared experiences that set many freshmen on the path to their future. New transfers come to UCLA having already selected a discipline of study and prepared for advanced instruction that further hones their expertise and focuses their direction.

Whether coming to campus as freshmen or transfers, UCLA students can expect to strengthen both academic and interpersonal skills, build supportive relationships, and complete their undergraduate experience with a profound sense of belonging and accomplishment.

“ WORKING IN A LAB HAS BEEN VERY IMPACTFUL AND TAUGHT ME MANY THINGS I COULD NOT LEARN ANYWHERE ELSE. THIS INCLUDES LEARNING ABOUT TIME MANAGEMENT AND WORK ETHIC ALONG WITH SCIENCE. I HAD SO MUCH FUN WORKING IN A LAB THAT I MAY WANT TO GET A PH.D. ”

# ALL UCLA UNDERGRADUATES



## ENROLLMENT

### COLLEGE OF LETTERS AND SCIENCE

	<i>Undergrad</i>	<i>Grad</i>
Humanities	1,849	445
Life Sciences	10,711	658
Physical Sciences	4,138	1,027
Social Sciences	8,635	962
Institute of the Environment	449	36
International Institute	411	47
General	392	
<b>TOTAL COLLEGE</b>	<b>26,586</b>	<b>3,174</b>

### PROFESSIONAL SCHOOLS

Arts and Architecture	566	311
Education and Info Studies	90	830
Engineering and Applied Sci	4,008	2,534
Law		1,329
Management		2,357
Music	436	146
Public Affairs	188	591
Theater, Film, and Television	340	211
<b>TOTAL PROF SCHOOLS</b>	<b>5,627</b>	<b>8,308</b>

### GENERAL CAMPUS

(College and Prof Schools) **32,214** **11,482**

### HEALTH SCIENCES

Dentistry		440
Medicine		936
Nursing	209	370
Public Health		780
Interns and Residents		1,403
<b>TOTAL HEALTH SCIENCES</b>	<b>209</b>	<b>3,928</b>

### UCLA TOTAL

**32,423** **15,410**

## DIVERSITY

### ETHNICITY/VISA STATUS

	<i>Undergrad</i>	<i>Grad</i>
<i>Total Domestic</i>	91%	73%
African American	3%	4%
Am Indian/AK Native	<1%	<1%
Asian	29%	19%
Hispanic	22%	15%
Pacific Islander	<1%	<1%
White	26%	28%
Two or more races	7%	4%
Other domestic/unknown	3%	2%
<i>Total International</i>	9%	27%

### GENDER

	<i>Undergrad</i>	<i>Grad</i>
Male	39%	50%
Female	60%	49%
Other/Unknown	1%	1%

Above figures include State Supported and Self Supporting programs. Detail may not add to totals due to rounding. Fall 2022.

## TRANSFERS

Transfer students enter UCLA as juniors (third-year students), having taken enough courses at another institution to finish a bachelor's degree in two more years.

In Fall 2022, transfers accounted for 36% of new undergraduates, with 92% coming to UCLA from 106 different California Community Colleges, making a total of 98% from California's system of

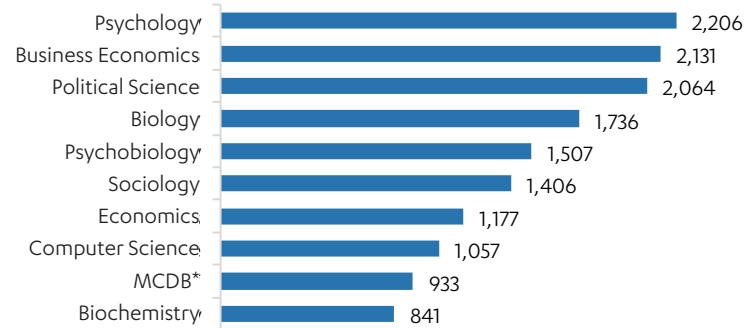
public higher education—including 11 California State Universities and all 8 of the other UC campuses offering undergraduate programs.

In the degree year 2022-23, 38% of bachelor's degree recipients had started UCLA as transfer students. Graduation rates for transfers are comparable to those for freshman entrants.

## MAJORS

The College of Letters and Science is home to most of UCLA's undergraduate majors, with additional undergraduate degree options offered by seven distinguished professional schools: the Herb Alpert School of Music, the Luskin School of Public Affairs, the Samueli School of Engineering, School of Education & Information Studies, School of Nursing, School of the Arts and Architecture, and School of Theater, Film, and Television.

### IN FALL 2022, UCLA OFFERED 134 UNDERGRADUATE MAJORS. THESE WERE THE TOP 10.



\*MCDB stands for Molecular, Cell and Developmental Biology





## MINORS

UCLA offers more than 90 undergraduate minors—programs that provide in-depth study in a subject outside the major without the level of coursework required to complete a second major. One in four undergraduates completes a minor program in addition to the degree major.

### TOP 10 MINORS



\*ESS stands for Environmental Systems and Society

Minors are offered by the College and by seven schools with undergraduate majors—the School of the Arts and Architecture, the Herb Alpert School of Music, the School of Theater, Film, and Television, the Samueli School of Engineering, the Luskin School of Public Affairs, the School of Education and Information Studies, and the Fielding School of Public Health. The Anderson School of Management offer minors to undergrads who want to explore this advanced field. Minors such as “Food Studies” and “Disability Studies” are interdisciplinary programs designed by collaborating faculty from different fields of study.

## UNDERGRADUATE RESEARCH OPPORTUNITIES

Many undergraduates think of research as something reserved for graduate students, but more than half of UCLA bachelor’s degree recipients graduate with research experience. At UCLA, research experiences are available to undergraduates through specialized courses, seminars, tutorials, and departmental honors programs. Two undergraduate research centers—one focused on science, math, and engineering and the other on the arts, humanities and social sciences—give students access to research projects, scholarships, and other opportunities. Working with a professor on a research project is not just for graduate students; from their first day at UCLA, new freshmen and transfers can participate in research or creative projects under the direction of a faculty mentor through the Student Research Program.

## UNDERGRADUATE EDUCATION AND INITIATIVES

- 2,836 instructional faculty teaching 4,022 courses in more than 134 undergraduate majors
- Entrepreneurship minor and programs designed to give students opportunities to learn the basics of startup thinking and to provide a community where students can develop and launch their ideas
- More than 100 small group seminars with faculty from across the campus through the Fiat Lux program
- UCLA Cluster Program: year-long learning communities focused on interdisciplinary themes of enduring importance
- University Studies: courses specifically designed to help students transition into and succeed at UCLA
- Honors Programs: individually tailored, interdisciplinary-focused undergraduate experiences
- Capstone majors available in all undergraduate divisions, including research, creative performance, product design, community service, and leadership projects

## EXPENSES

2022-23 IN-STATE BUDGET		\$37,448
Tuition and fees		13,804
Health insurance		2,850
Room and board		17,231
Books and other supplies		1,434
Transportation		635
Personal expenses		1,494
OUT-OF-STATE BUDGET		\$68,474
Tuition and fees		44,830
Health insurance		2,850
Room and board		17,231
Books and other supplies		1,434
Transportation		635
Personal expenses		1,494

Academic year budget for students living on campus.

## FINANCIAL AID

In the 2022-23 academic year, 64% of undergraduates received need-based scholarship or grant aid, with an average award of \$22,061. Of UCLA’s 2022-23 graduating class, 71% had no student loan debt, and the 29% who did borrow had an average debt of \$16,414—well below the national average.

Thanks to UCLA’s Blue + Gold Opportunity Plan, California residents whose family income is less than \$80,000 are guaranteed grants (institutional, federal, and state) that fully cover UC tuition and fees. Nearly 28% of undergraduates receive a Federal Pell Grant.

## ACTIVITIES OUTSIDE THE CLASSROOM

### Student Groups:

- From the Engineering Society to Grupo Folklorico to UCLA Wushu, nearly 1,400 student groups offer every undergraduate a place to find kindred spirits
- 73% of undergraduates participate in student clubs or organizations; 31% are active more than 5 hours a week

### Community Engagement:

- The Center for Community Engagement facilitates academic courses with 28 departments, integrating community-engaged learning and research
- 56% of undergraduates perform community service or volunteer activities; 16% spend more than 5 hours a week on service activities

### Jobs and Career Preparation:

- The Career Center supports Bruins in finding and applying for internships, campus work, research positions, and other experiential learning opportunities
- Before graduation, nearly half of UCLA students have at least one internship

### Recreation:

- UCLA Recreation affords access to world-class facilities and organized activities, both on and off campus. The Club Sports program consists of more than 50 clubs and over 2,800 participants
- 84% engaged in some form of physical exercise or recreational sport; 36% exercised more than 5 hours each week

“ I LEARNED SOMETHING FROM THIS INSTITUTION AND ITS PEOPLE EVERY SINGLE DAY. THE BEAUTY OF UCLA LIES IN ITS COMMUNITY. IT IS AN INCREDIBLY ENRICHING PLACE, AND I WILL CHERISH THE AUTHENTICITY OFFERED BY EACH MOMENT I SPENT WITHIN ITS WALLS. I LEARNED A GREAT DEAL OF WHO I AM THROUGH THESE FOUR YEARS, AND I AM ETERNALLY GRATEFUL FOR THE JOURNEY. ”

## GRADUATION RATES

With graduation rates for undergraduates at UCLA now exceeding 90% for both freshmen (six-year rate, includes time off) and transfers (four-year rate, includes time off), average time to degree continues to improve. Below are the most recent freshman and transfer graduation rates:

### FRESHMEN

- 85% graduate in 4 years or less
- 9% within 5 years
- 93% within 6 years
- 93% eventually graduate from UCLA

### TRANSFERS

- 76% graduate in 2 years or less
- 90% within 3 years
- 93% within 4 years
- 94% eventually graduate from UCLA

Graduation rates and time-to-degree data are based on bachelor's degrees awarded through Summer 2023.

## DEGREES AWARDED

<b>ALL DEGREES</b>	<b>15,092</b>
Bachelor's degrees	9,667
Master's degrees	4,020
Doctoral degrees	789
Professional Practice degrees	616

### UNDERGRADUATE DEGREES

Social Sciences	3,186
Life Sciences	2,901
Physical Sciences	1,189
Engineering	1,065
Humanities	707
Arts & Architecture	183
Public Affairs	111
Music	96
Theater, Film & TV	93
Education	88
Nursing	48

Degrees awarded from Fall 2022 through Summer 2023. Data current at time of print.

## SUMMER

Summer programs continue to be popular at UCLA. Nearly 79% of undergraduates complete at least one Summer Sessions course as part of their studies. More than 13,381 UCLA undergraduates attended Summer Sessions in 2023. Students may participate in summer programs at any point during their undergraduate careers, which can assist in managing their degree progress.

From the College Summer Institute, which enrolls participating freshmen in classes for credit prior to their first Fall Quarter, to Summer Travel Study, where students earn credit for academic courses taken abroad, summer programs provide flexibility and variety. More than 930 of UCLA's academic courses—including online classes and courses from every College division and every professional school with an undergraduate program—are offered during the summer.

## FIRST GENERATION

More than one-third of undergraduates earning a degree in 2022-23 were first-generation college graduates, with neither parent having a 4-year degree. These students were well represented by both freshmen and transfers, with 56% of first-generation graduates starting as freshmen, and 44% starting as transfers. The most recent graduation rates for first-generation degree recipients are 89% (six-year) for freshman entrants and 93% (four-year) for transfers.

## TIME TO DEGREE

UCLA students who focus on four-year degree completion are meeting their goal. Of freshman entrants graduating in 2022-23, 94% registered for 12 or fewer quarters. For students finishing in the three most popular departments, the percent finishing in 12 or fewer registered quarters was 98%.

The average time to degree was 11.6 registered quarters (excludes time off) for freshman entrants who graduated in 2022-23; students who entered as transfers and graduated in 2022-23 registered for an average of 6.2 academic quarters. Of these transfers, 82% registered for 6 or fewer quarters.

### STATISTICS PROVIDED BY:

Office of Academic Planning & Budget  
www.apb.ucla.edu

UCLA Undergraduate Admission  
www.admission.ucla.edu

UCLA Financial Aid and Scholarships  
www.financialaid.ucla.edu

Undergraduate Education Initiatives  
www.uei.ucla.edu

UCUES  
studentsurvey.universityofcalifornia.edu

Senior Survey  
www.college.ucla.edu/seniorsurvey

UCLA College  
www.college.ucla.edu

### IMAGE CREDITS:

Matt Harbicht

David Esquivel

River Jordan

UCLA

